

## CHECK THIS OUT!

CERVINI'S NEW KICK-ASS 3" COUL HOOD WITH TRICK Z-3 STYLE VENTS FOR YOUR 96-2000 CIVIC!

### READY FOR THIS?

INTEGRATED GAUGE PODS IN THE REAR OF THE HOOD SO YOU CAN MONITOR YOUR CAR'S VITALS FROM THE INSIDE, WHILE THE CROWD MONITORS YOUR RIDE FROM THE OUTSIDE!

99-00 CIVIC COUL HOOD PART #152 \$439 96-98 CIVIC COUL HOOD PART #151 \$439



REAR INTEGRATED GAUGE PODS

ONLY AT CERVINI'S CAN YOU GET A 3 PIECE STYLE MID WING IN A 1 PIECE DESIGN! "NO HOLES TO DRILL IN THE QUARTERS"

94-97 ACCORD MID WING PART #215 \$279



94-97 ACCORD RAM AIR HOOD PART #147 \$439



94-98 INTEGRA S.S. HOOD PART #145 \$439



BUY 2 ITEMS SAVE 10%

**Cervini's**  
AUTO DESIGNS

1-800-488-6057

Hours: 9 am - 6 pm EST M-F  
3656 N. Mill Rd., Vineland, NJ 08360

All Hoods Shipped Freight Collect  
Painted or Altered Parts  
are Non-Refundable  
Returns and Exchanges  
Accepted within 90 days from Purchase

www.cervinis.com  
e-mail: sales@cervinis.com

We security check all credit card orders



# QUICK TECH


## RELEASE YO'SELF

### WORDS AND SNAPS/JONATHAN WONG


There's nothing we hate more than thieves who love to steal cars like ours. Unfortunately, it happens a lot in our scene, but hey, what can you do? You can either sit around and wait for your car to get stolen, or you can be smart and get one of these snap-off anti-theft systems from Tekniq AutoSport. This will fit a variety of aftermarket steering wheels

already available, and it takes less than 30 minutes to install from start to finish. (Remember, this modification is only legal on cars that are not originally equipped with an airbag or that are for off-road or show purposes only.) So even if they wanted to, thieves still couldn't take your car—well, they'd have a much harder time now.


## INSTALLATION



**1.** We installed Tekniq AutoSport's snap-off kit on a car that already had an aftermarket steering wheel; refer to a Helms manual for instructions on removing your stock wheel. Disconnect the battery and remove the horn button to gain access to the steering-hub bolt. You can either use a socket wrench or a wheel lug-nut crossbar to loosen this bolt. Once you have removed the bolt, pull the steering wheel off the steering column. Make a note of how your steering wheel is aligned, as you will need to place it in the correct position during reassembly; otherwise, it'll be crooked.




**2.** Depending on which aftermarket steering wheel you have, you might need to install an adapter plate to the Tekniq AutoSport hub plate (this is the attachment that remains on your steering wheel after you've detached it) so your Allen-screw holes line up correctly. Since we had a MOMO steering wheel, this option was a must. Use the supplied Allen screws to complete this step.



**3.** Attach the Tekniq AutoSport steering hub to the steering column and bolt it down with the steering-hub bolt. Hot tip: You may want to test your steering wheel alignment first to make sure you've correctly positioned the wheel.



**4. Attach one half of the hub plate to the end of the hub, and secure it with the provided Allen screws. This will be the plate that the releasable hub plate will attach to. Attach the ground wire for the horn button to this plate as well, then attach the other half of the hub plate that goes with the steering wheel.**



**5. Align the Allen-screw holes from the steering wheel to the hub plate, then secure the steering wheel with Allen screws. Check the steering wheel alignment again to make sure it is correctly positioned. You should then attach the ground wire for the horn button and push the horn button into place.**



**6. With everything in place, go ahead and test it. Use the provided keys to lock and unlock the steering wheel, and push on the tabs to release it. Now punch your friend in the stomach. ☹️**

## THE LOW DOWN

**MSRP: \$119.90 (street version)**

**PROS: Prevents thievery**

**CONS: None; you really can't go wrong, unless your entire car is towed off**

**INSTALL DIFFICULTY: Beginner**

**VERDICT: Not only is this one trick modification, it's also another way to keep your car safe from harm**

### SOURCE

TEKNIQ AUTOSPORT  
Dept. SS04, 4511-38 B Ave., Edmonton, Alberta, T6L 5K9,  
Canada, 780/434-1222, [www.tekniqauto.com](http://www.tekniqauto.com)

**TEAM D**  
MOTORSPORTS  
(818) 407-8828

**COMETIC**  
THICK HEAD GASKETS  
FOR TURBO & NOS  
CARS  
Call for vehicle applications  
gasket thicknesses and  
available bore sizes ...  
Prices Start at \$99.00

**SPECIALS**

ARAMAKI RACING WIRES .....	\$125.00
GREDDY TURBO TIMERS .....	\$79.00
LS/YTEC OIL PRESS. KIT .....	\$85.00
INNOVATIVE PRO-GATE .....	\$475.00
NGK IRIIDIUM PLUGS .....	\$8.50 EA
IN-TANK FUEL PUMP .....	\$139.00
BLOCK GAURD .....	\$149.00

JE & SRP PISTONS & CROWER RODS CALL!!  
TURBO BLOCKS FOR HONDA / INTEGRA

**injen**  
TECHNOLOGY

### Short Ram Intakes

Starting At \$159.00

### Cold Air Intakes

Starting At \$209.00

### Cold Air Extensions

Starting At \$69.00

**\*\*We won't be undersold on any Injen Product\*\***

Coming Soon ... Exhaust Systems!

### Clutch Specialties

**HYP CLUTCH**



Leading Edge Technology On Clutch Manufacturing.

### TURBO CHARGERS

STAGE I	300 hp	\$895.00
STAGE II	450 hp	\$995.00
STAGE III	550 hp	\$1295.00

### WASTE GATES

HKS W/G STD.	\$379.00
DELTA GATE	\$205.00
RACE GATE	\$365.00
TIAL W/G 35mm	\$275.00

### BLOW OFF VALVES

GReddy Type S	\$195.00
HKS SSV	\$215.00
VORTECH	\$205.00
APEXI	\$195.00
BLITZ	\$235.00

Flanges Sold Separately

### Honda / Integra / Mitsubishi

Stage 1	\$ 295.00
Stage 2	\$ 395.00
Stage 3	\$ Call

\*All kits include, disc, pressure plate, T.O. bearing, pilot bearing and alignment tool.

### REV Hard Turbo Kits



Stage 1: Street Kit	From: \$2699.00
Stage 2: Blaster Kit	From: \$3499.00
Stage 3: Hypo Kit	Please Call

### Turbo Exhaust Manifolds

88-00 Civic (D16)	\$435.00
94-00 Integra (all B18s)	\$450.00
90-93 Integra (all B18s)	\$480.00
92-99 Prelude (H23)	\$480.00
92-99 Prelude (H22)	\$420.00
94-99 Nissan 240 (KA24)	\$450.00
95-99 Mitsubishi Eclipse	Call
*Equal Length SS manifolds.	Call

SOME ITEMS LISTED ARE LEGAL IN CALIFORNIA ONLY FOR RACING VEHICLES WHICH MAY NEVER BE USED ON PUBLIC HIGHWAY

**POWER HUNGRY?**

# Air To Air INTERCOOLERS

**UNBEATABLE**

- Quality
- Service
- Best Prices

**IF YOU WANT IT DONE RIGHT...  
...GO EXTREME!!!**

Intercoolers for every conceivable application.

Inlet/Outlet sizes from 1.75" thru 4.0".

• Silicone Hoses • Aluminum Elbows • Hose Clamps

**VISIT US ONLINE @ [extrememachinesperformance.com](http://extrememachinesperformance.com)**

Taking Roads, Tracks and Dragstrips To The Extreme! Or Call Us At **450.668.1227** **EXTREME MACHINES**

**THE ACCORD STORE**

SPECIALIZING IN YOUR 94-97 ACCORD

**800-819-3109** ORDER ONLINE 24 HOURS A DAY  
FAX 866-466-3239 [www.theaccordstore.com](http://www.theaccordstore.com)